

Ardlui, Chapel Lane

Baldrine

£560,000



**Mature Detached House Accessed Via Well Maintained Private Lane
Situated in a Desirable Convenient Rural Location**

Easily Accessible to Onchan & Douglas Amenities

3 Reception Rooms (Large Sitting Room, Dining Room, Lounge)

Conservatory

Large Fitted Breakfast Kitchen

Cloakroom, 3 En-Suite Bedrooms

Balcony off Master Bedroom

Oil Fired Central Heating, uPVC Double Glazing

Carport plus Car Parking for approx 9 Cars

Extensive Private Gardens Extending to Approximately Half an Acre

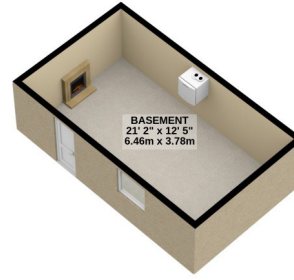
Stunning Countryside Views

****** NO ONWARD CHAIN ******

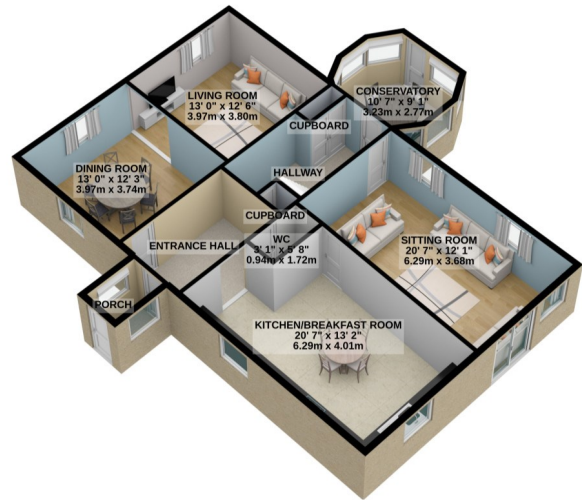
Directions: Travelling from Onchan to Laxey on the Whitebridge Road continue past the Liverpool Arms and continue through into Baldrine turning right just after the turning for the clock tower on to Chapel Lane then Immediately Right where the Property can be found at the top of the lane clearly identified by our For Sale Board.



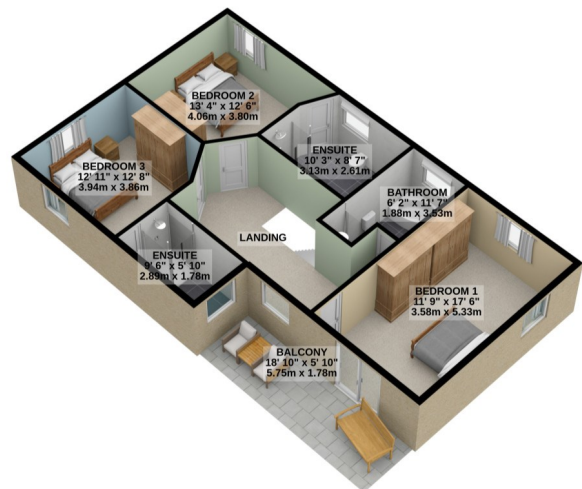
BASEMENT
259 sq.ft. (24.0 sq.m.) approx.



GROUND FLOOR
1120 sq.ft. (104.0 sq.m.) approx.



1ST FLOOR
900 sq.ft. (83.6 sq.m.) approx.



TOTAL FLOOR AREA : 2279 sq.ft. (211.7 sq.m.) approx.

For illustrative purposes only. Decorative finishes, fixtures, fittings and furnishings do not represent the current state of the property. Measurements are approximate. Not to scale. Made with Metropix © 2023

